
Partita

Technical Specifications

DESKS

Materials & Finishes

- Table top: Laminate or veneer finish on 25 mm (1 inch) MDF.

MEETING TABLES

- Table top: Veneer finish on 44 mm (1.73 inch) MDF.

- Laminate or veneer finish on 25 mm (1 inch) MDF.

- Frame: 20x50x2 mm (0.8x2.0x0.07 inch) box profile with epoxy finish.

- Legs: Roll-form veneer on 50x97 mm (2.0x3.8 inch) blockboard.

Fastening Elements

Special design table top and metal frame is connected with molded plastic clamps and metrical 6 screws and pins.

MODESTY PANEL

Materials & Finishes

- 2 mm (0.07 inch) perforated sheet metal, epoxy painted.

- 6 mm (0.2 inch) acrylic.

Fastening Elements

Connected to special design plastic clamps via metrical 6 screws on frame.

SIDE EXTENSION & PEDESTAL

Materials & Finishes

- Body: Epoxy painted 1 mm (0.03 inch) steel plate.

- Front-back panels: 18 mm (0.7 inch) melamine or 18 mm (0.7 inch) chipboard with veneer finish.

DRAWERS

Materials & Finishes

- Professional drawers: Black dry painted 100% steel and recycled drawer case.

- Nickel coated rail system with ball. 25 kg - 35 kg (55.1 - 77.2 lbs) loading capacity.

- Characterized by partial and fully opening. Anti-drop safety system.

- Vertical adjustment on drawer panel.

CABLE MANAGEMENT

- On single desks; cables are carried from the ground to cable tray and to the socket box. They are transferred through the cable lid on top and reach the table surface.

- On the tables with side extension and pedestal; cables are carried from the ground to cable tray or socket box through the extension pedestal. They are transferred through the cable lid on top and reach the table surface.

FRONT & DIVIDING PANELS

Materials & Finishes

- Fabric panel: Panel covered with fabric on Ø15 mm (0.6 inch) transmission.

- Shelf: Compact laminated sheet on Ø15 mm (0.6 inch) transmission.

CABINETS

Materials & Finishes

- Body: Epoxy painted 1 mm (0.03 inch) steel plate.

- Inner panels: Lacquered on 14 mm (0.6 inch) MDF.

- Back panels: Lacquered or fabric-covered on 18 mm (0.7 inch) MDF.

Technical Details



A0816N / A0818N / A1020N

L: 1600 / 1800 / 2000 mm
63.0 / 70.9 / 78.7 inch
D: 800 mm / 31.5 inch
H: 740 mm / 29.1 inch



B0814LP / B0816LP / B0818LP

L: 1400-1614 / 1600-1814 / 1800-2014 mm
55.1-63.5 / 63.0-71.4 / 70.9-79.3 inch
D: 800 mm / 31.5 inch
H: 740 mm / 29.1 inch



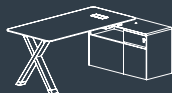
B0814RP / B0816RP / B0818RP

L: 1400-1614 / 1600-1814 / 1800-2014 mm
55.1-63.5 / 63.0-71.4 / 70.9-79.3 inch
D: 800 mm / 31.5 inch
H: 740 mm / 29.1 inch



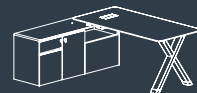
C0814LP / C0816LP / C0818LP

L: 1400-1680 / 1600-1880 / 1800-2080 mm
55.1-66.1 / 63.0-74.0 / 70.9-81.9 inch
D: 800-1146 mm / 31.5-45.1 inch
H: 740 mm / 29.1 inch



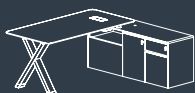
C0814RP / C0816RP / C0818RP

L: 1400-1680 / 1600-1880 / 1800-2080 mm
55.1-66.1 / 63.0-74.0 / 70.9-81.9 inch
D: 800-1146 mm / 31.5-45.1 inch
H: 740 mm / 29.1 inch



D0816LP / D0818LP / D0820LP

L: 1600-1880 / 1800-2080 / 2000-2280 mm
63.0-74.0 / 70.9-81.9 / 78.7-89.8 inch
D: 800-1556 mm / 31.5-61.2 inch
H: 740 mm / 29.1 inch



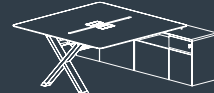
D0816RP / D0818RP / D0820RP

L: 1600-1880 / 1800-2080 / 2000-2280 mm
63.0-74.0 / 70.9-81.9 / 78.7-89.8 inch
D: 800-1556 mm / 31.5-61.2 inch
H: 740 mm / 29.1 inch



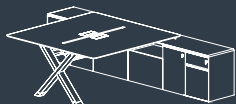
G1614N / G1616N / G1618N

L: 1400 / 1600 / 1800 mm
55.1 / 63.0 / 70.9 inch
D: 1600 mm / 63 inch
H: 740 mm / 29.1 inch



J1614NP / J1616NP / J1618NP

L: 1400-1680 / 1600-1880 / 1800-2080 mm
55.1-66.1 / 63.0-74.0 / 70.9-81.9 inch
D: 1600-2092 mm / 63.0-82.4 inch
H: 740 mm / 29.1 inch



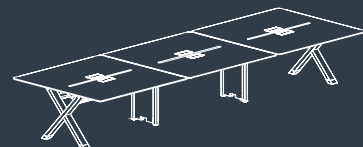
K1614NP / K1616NP / K1618NP

L: 1400-1680 / 1600-1880 / 1800-2080 mm
55.1-66.1 / 63.0-74.0 / 70.9-81.9 inch
D: 1600-2912 mm / 63.0-114.6 inch
H: 740 mm / 29.1 inch



L1628N / L1632N

L: 2800 (1400x2) / 3200 (1600x2) mm
110.2 (55.1x2) / 126.0 (63.0x2) inch
D: 1600 mm / 63.0 inch
H: 740 mm / 29.1 inch



M1642N / M1648N

L: 4200 (1400x3) / 4800 (1600x3) mm
165.4 (55.1x3) / 189.0 (63.0x3) inch
D: 1600 mm / 63.0 inch
H: 740 mm / 29.1 inch

Technical Details



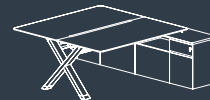
N1614N / N1616N / N1618N

L: 1400 / 1600 / 1800 mm
55.1 / 63.0 / 70.9 inch
D: 1600 mm / 63.0 inch
H: 740 mm / 29.1 inch



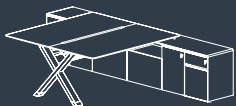
P1614NP / P1616NP / P1618NP

L: 1400-1614 / 1600-1814 / 1800-2014 mm
55.1-63.5 / 63.0-71.4 / 70.9-79.3 inch
D: 1600 mm / 63.0 inch
H: 740 mm / 29.1 inch



R1614NP / R1616NP / R1618NP

L: 1400-1680 / 1600-1880 / 1800-2080 mm
55.1-66.1 / 63.0-74.0 / 70.9-81.9 inch
D: 1600-2092 mm / 63.0- 82.4 inch
H: 740 mm / 29.1 inch



S1614NP / S1616NP / S1618NP

L: 1400-1680 / 1600-1880 / 1800-2080 mm
55.1-66.1 / 63.0-74.0 / 70.9-81.9 inch
D: 1600-2912 mm / 63.0-114.6 inch
H: 740 mm / 29.1 inch



APF900 / APF1100 / APF1300

L: 900 / 1100 / 1300 mm
35.4 / 43.3 / 51.2 inch
D: 15 mm / 0.6 inch
H: 400 mm / 15.7 inch



APF500 / APF600 / APF700

L: 500 / 600 / 700 mm
19.7 / 23.6 / 27.6 inch
D: 15 mm / 0.6 inch
H: 400 mm / 15.7 inch



ARF400 / ARF500 / ARF600

L: 400 / 500 / 600 mm
15.7 / 19.7 / 23.6 inch
D: 250 mm / 9.8 inch
H: 300 mm / 11.8 inch



MPS940 / MPS1140 / MPS1340 / MPS1540

L: 940 / 1140 / 1340 / 1540 mm
37.0 / 44.9 / 52.8 / 60.6 inch
D: 2 mm / 0.1 inch
H: 400 mm / 15.7 inch



MPA940 / MPA1140 / MPA1340 / MPA1540

L: 940 / 1140 / 1340 / 1540 mm
37.0 / 44.9 / 52.8 / 60.6 inch
D: 6 mm / 0.2 inch
H: 400 mm / 15.7 inch



OPFK0614 / OPFK0616 / OPFK0618 / OPFK0620

L: 615 mm / 24.2 inch
D: 15 mm / 0.6 inch
H: 462 mm / 18.2 inch



OPFK700 / OPFK900 / OPFK1100 / OPFK1300 / OPFK1500

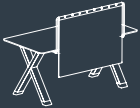
L: 715 / 915 / 1115 / 1315 / 1515 mm
28.1 / 36.0 / 43.9 / 51.8 / 59.6 inch
D: 15 mm / 0.6 inch
H: 462 mm / 18.2 inch



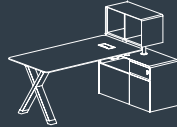
OPFU0614 / OPFU0616 / OPFU0618 / OPFU0620

L: 615 mm / 24.2 inch
D: 15 mm / 0.6 inch
H: 805 mm / 31.7 inch

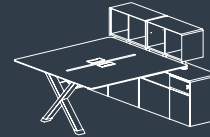
Technical Details



**OPFU700 / OPFU900 / OPFU1100 /
OPFU1300 / OPFU1500**
L: 715 / 915 / 1115 / 1315 / 1515 mm
28.1 / 36.0 / 43.9 / 51.8 / 59.6 inch
D: 15 mm / 0.6 inch
H: 805 mm / 31.7 inch



PUDH1LN / PUDH1KN
L: 740 mm / 29.1 inch
D: 350 mm / 13.8 inch
H: 540 mm / 21.3 inch



PUDH1LL / PUDH1LR / PUDH1KR / PUDH1KL
L: 740 mm / 29.1 inch
D: 350 mm / 13.8 inch
H: 540 mm / 21.3 inch



CM120H1
L: 1276 mm / 50.2 inch
D: 600 mm / 23.6 inch
H: 742 mm / 29.2 inch



CM120H2
L: 1272 mm / 50.1 inch
D: 700 mm / 27.6 inch
H: 990 mm / 39.0 inch



PBM200
L: 2000 mm / 78.7 inch
D: 700 mm / 27.6 inch
H: 1070 mm / 42.1 inch



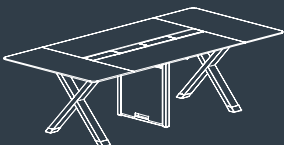
PBM300
L: 3000 mm / 118.1 inch
D: 700 mm / 27.6 inch
H: 1070 mm / 42.1 inch



TM200 / TM240 / TM300 / TM350
L: 2000 / 2400 / 3000 / 3500 mm
78.7 / 94.4 / 118.1 / 137.7 inch
D: 1240 mm / 48.8 inch
H: 743 mm / 29.2 inch



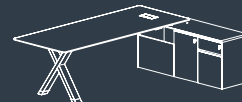
TM208
L: 2080 mm / 81.9 inch
D: 1240 mm / 48.8 inch
H: 754 mm / 29.7 inch



TM258 / TM308
L: 2580 / 3080 mm
101.6 / 121.3 inch
D: 1240 mm / 48.8 inch
H: 754 mm / 29.7 inch



D0922L
L: 2200 mm / 86.6 inch
D: 900 mm / 35.4 inch
H: 740 mm / 29.1 inch



D0922R
L: 2200 mm / 86.6 inch
D: 900 mm / 35.4 inch
H: 740 mm / 29.1 inch