

∴ koleksiyon



REGENERATING THE WORKSPACES

Storage Units and Divider Panels

#MomentsofLife



OPERATIONAL STORAGE

- 6** Aleph
- 10** Doffice
- 16** Doffice Keson
- 18** Path
- 22** Path Keson
- 24** Song
- 30** Song Keson
- 32** Threshold

COMMON AREA STORAGE

- 40** Plato

WALL & TV SYSTEMS

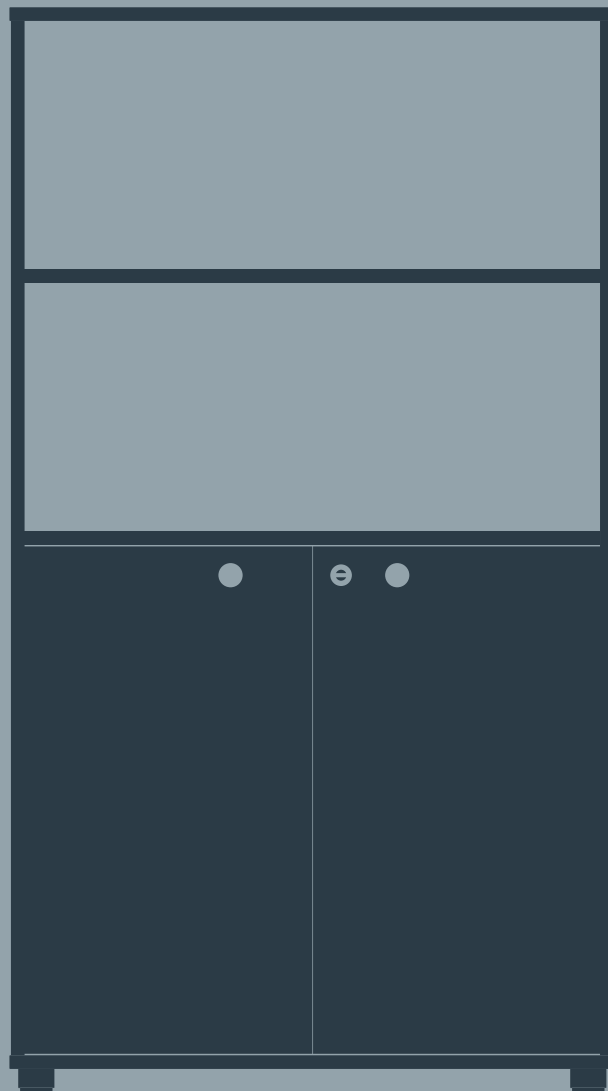
- 58** Karnaval
- 62** Luna

EXECUTIVE STORAGE

- 46** Laluce
- 52** Rarum

DIVIDING PANELS

- 68** Megaron
- 72** Mudita
- 76** Oblivion
- 80** Teamwall



Operational Storage

ALEPH

Design | Koray Malhan & Faruk Malhan


Designed with the workforce in mind, different sizes allow for different needs .





Aleph, which comes in a variation of widths and heights has the ability to adjust to uneven floors with the assistance of invisible adjustable feet. Aleph provides a full extension rail that allows for maximum storage capacity. The sleek design allows for vertical folder storage, while the upper half can be customized to suit your needs for stationary as well as accessories. Aleph can also a lockable solution.





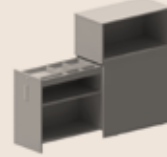
ALEPH PEDESTAL SO AT03L

L: 15.75 in
D: 31.5 in
H: 29.13 in




ALEPH PEDESTAL SO AT05L

L: 15.75 in
D: 31.5 in
H: 43.31 in



ALEPH PEDESTAL SO AT04L

L: 15.75 in
D: 31.5 in
H: 43.31 in



ALEPH PEDESTAL SO AT03R

L: 15.75 in
D: 31.5 in
H: 29.13 in



ALEPH PEDESTAL SO AT05R

L: 15.75 in
D: 31.5 in
H: 43.31 in



ALEPH PEDESTAL SO AT04R

L: 15.75 in
D: 31.5 in
H: 43.31 in



DOFFICE

Design | Faruk Malhan

Doffice is a simple modern solution for storage within any office or residential setting.





This series offers an array of variations, the option to have hinged swing doors or drawers. All feet are adjustable to meet the demand of uneven floors. Doffice comes in 5 standard color options. Locks can be added to most models (424 and 524 are exceptions)












DOFFICE STORAGE S2 221
 L: 31.5 in
 D: 15.75 in
 H: 29.13 in




DOFFICE STORAGE S2 321
 L: 31.5 in
 D: 15.75 in
 H: 42.76 in




DOFFICE STORAGE S2 421
 L: 31.5 in
 D: 15.75 in
 H: 56.38 in




DOFFICE STORAGE S2 322
 L: 31.5 in
 D: 15.75 in
 H: 42.76 in




DOFFICE STORAGE S2 422
 L: 31.5 in
 D: 15.75 in
 H: 56.38 in




DOFFICE STORAGE S2 522
 L: 31.5 in
 D: 15.75 in
 H: 70 in



DOFFICE STORAGE S2 622
 L: 31.5 in
 D: 15.75 in
 H: 83.62 in



DOFFICE STORAGE S2 424
 L: 31.5 in
 D: 15.75 in
 H: 56.38 in



DOFFICE STORAGE S2 524
 L: 31.5 in
 D: 15.75 in
 H: 70 in



DOFFICE CAISSON

Design | Faruk Malhan

Doffice caisson is the wheeled member of the Doffice cabinet series offering a non-stationery solution



SIZE

L: 16.89 in

D: 17.72 in

H: 21.69 in



Cabinet exterior is made of melamine , all colors can be found in Koleksiyon Material Chart. Interiors are made or recycled steel with an overall 15 kg load carrying capacity.



PATH

Design | Koray Malhan

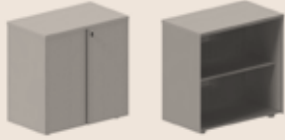
A modular storage system that allows you to create your own solution to fit the needs of your workplace





This elegant design has a top, front & back melamine exterior and metal sides, With adjustable interior shelves and connecting hinges in the back and an option to lock the hinged doors. This design leaves nothing more to desire.

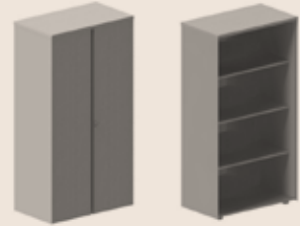




PATH S5 H1L1KPD
L: 31.5 in
D: 18.11 in
H: 31.5 in



PATH S5 H2L1KPD
L: 31.5 in
D: 18.11 in
H: 45.67 in



PATH S5 H3L1KPD
L: 31.5 in
D: 18.11 in
H: 59.84 in



PATH CAISSON

Design | Koray Malhan

The Patth Caisson, is a sleek mobile ped for easy access under any desk .



SIZE

L: 17.08 in

D: 18.11 in

H: 23.85 in



Showcasing the same sleek design of path with 1mm Metal Sides and 18mm melamine exterior with wood veneer surface. All color options are available in our Material Color Chart. Black powder coated drawer frames made with 100% recycled steel and a ball bearing drawer rail that can accommodate up to 15kg.

Path also comes with a free moving black pencil drawer and a central locking system locking the entire cabinet. Path also as a anti tipping mechanism to avoid tipping over when all drawers are open.



SONG

Design | Koray Malhan

Song was designed for versatile modularity within the office space. Creating a unique solution to creating bookcases combined with filing cabinets or to allow for planters on top.





Song comes in 8 different color options of wood cover / panel surface and 3 color options for metal body and handles. Song comes in an array of sizes.









SONG S3 LH1_C

L: 31.5 in
D: 18.11 in
H: 31.5 in




SONG S3 MH1_C

L: 31.5 in
D: 18.11 in
H: 31.5 in



SONG S3 RH1_C

L: 31.5 in
D: 18.11 in
H: 31.5 in



SONG S3 SH1_C

L: 31.5 in
D: 18.11 in
H: 31.5 in



SONG S3 LH2_C

L: 31.5 in
D: 18.11 in
H: 43.31 in



SONG S3 MH2_C

L: 31.5 in
D: 18.11 in
H: 43.31 in




SONG S3 RH2_C

L: 31.5 in
D: 18.11 in
H: 43.31 in



SONG S3 SH2_C

L: 31.5 in
D: 18.11 in
H: 43.31 in




SONG S3 LH1

L: 31.5 in
D: 18.11 in
H: 31.5 in




SONG S3 MH1

L: 31.5 in
D: 18.11 in
H: 31.5 in



SONG S3 RH1

L: 31.5 in
D: 18.11 in
H: 31.5 in



SONG S3 SH1

L: 31.5 in
D: 18.11 in
H: 31.5 in



SONG S3 LH2

L: 31.5 in
D: 18.11 in
H: 43.31 in




SONG S3 MH2

L: 31.5 in
D: 18.11 in
H: 43.31 in



SONG S3 RH2

L: 31.5 in
D: 18.11 in
H: 43.31 in



SONG S3 SH2

L: 31.5 in
D: 18.11 in
H: 43.31 in




SONG S3 LH2_Y

L: 31.5 in
D: 18.11 in
H: 43.31 in




SONG S3 MH2_Y

L: 31.5 in
D: 18.11 in
H: 43.31 in



SONG S3 RH2_Y

L: 31.5 in
D: 18.11 in
H: 43.31 in



SONG S3 SH2_Y

L: 31.5 in
D: 18.11 in
H: 43.31 in

SONG CAISSON

Design | Koray Malhan

Song caisson, proposed as a wheeled member of the Song cabinet series and consisting of stationery units, is designed to offer solutions to storage needs in working environments.



SIZE

L: 16.85 in

D: 18.11 in

H: 23.74 in



The back, front and bottom table are produced as 18mm particle board veneer or 18mm melamine board. Side and top plate is 1mm sheet metal with bending.

The drawer frame is 100% recycled steel with black powder coated finish. Ball nickel plated steel rail system is used and has a load carrying capacity of 20-30 kg. Drawers open partially. There is a central locking system and vertical adjustment on the drawer panel. There is a black plastic pencil holder drawer freely located inside the drawer.



THRESHOLD

Design | Faruk Malhan & Koray Malhan

Threshold Storage series adds to the desking collection to provide a cohesive desking solution as well as a unique standalone shelving system. This bright and airy design was created to allow for light to shine throughout the office space, using the same patterns in nature, the holes represent light shining down between trees in a forest with their irregular shapes and filtering light all the way to the ground. In turn, bringing light into the workspace through the panels.






Threshold provides 4 different heights and 2 widths; Multiple modules of boxes and planters can be added to add vitality to the workspace. the High leg structure offers full cleanability of the product and the ground below. This product uses plywood and recycled aluminum to create a sustainable solution. 5 different wooden tops and 2 color options for metal surfaces and legs, 6 options for modular boxes to choose from.










THRESHOLD STORAGE SO H1L1 /
H1L1_C

L: 32.83 in
D: 14.45 in
H: 29.64 / 32.64 in



THRESHOLD STORAGE SO H2L1 /
H2L1_C

L: 32.83 in
D: 14.45 in
H: 43.74 / 46.73 in



THRESHOLD STORAGE SO H2L2 /
H2L2_C

L: 70.83 in
D: 14.45 in
H: 43.74 / 46.73 in




THRESHOLD STORAGE SO H3L1 /
H3L1_C

L: 32.83 in
D: 14.45 in
H: 57.83 / 60.82 in



THRESHOLD STORAGE SO H3L2 /
H3L2_C

L: 70.83 in
D: 14.45 in
H: 57.83 / 60.82 in



THRESHOLD STORAGE SO H4L2 /
H4L2_C

L: 70.83 in
D: 14.45 in
H: 71.93 / 74.92 in



THRESHOLD STORAGE SO MDL1

L: 12.79 in
D: 13.39 in
H: 12.95 in



THRESHOLD STORAGE SO MDL2

L: 12.79 in
D: 13.39 in
H: 12.95 in



THRESHOLD STORAGE SO MDL3

L: 12.79 in
D: 13.39 in
H: 12.95 in




THRESHOLD STORAGE SO

MR30
L: 11.81 in
D: 0.78 in
H: 11.81 in



THRESHOLD STORAGE SO

PN48
L: 18.89 in
D: 0.78 in
H: 18.89 in



Common area shelving

PLATO

Design | Koleksiyon Design House

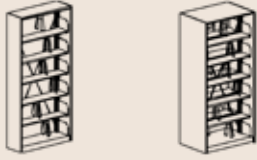
A versatile double sided shelving system. Plato is designed to give clients sleek look that can be utilized anywhere.



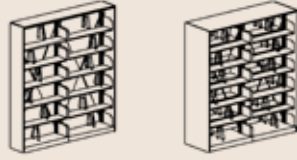


Plato is comprised of a steel structure incased with wood veneer. Steel interior comes in 3 colors and comes with movable shelves and dividers.





PLATO SO P1D1 / P1D2
L: 37.28 in
D: 12.59 / 23.62 in
H: 81.49 in

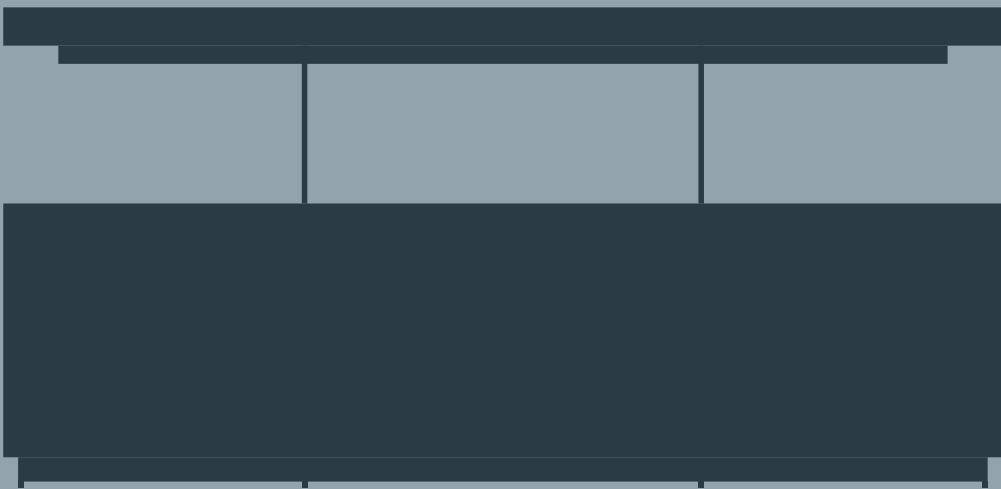


PLATO SO P2D1 / P2D2
L: 73.15 in
D: 12.59 / 23.62 in
H: 81.49 in



PLATO SO P3D1 / P3D2
L: 109.01 in
D: 12.59 / 23.62 in
H: 81.49 in





Executive storage

LALUCE

Design | Faruk Malhan

A Unique design that elevates the storage unit on sleek wooden legs allowing for both storage and display to be at the forefront .





LalLuce is a birch plywood top with wood veneer over MDF sides.
The legs wood veneer coated aluminum for durability.









LALUCE SO ETJ1100

L: 43.31 in
D: 19.68 in
H: 29.53 in




LALUCE SO ETJ1100C

L: 43.31 in
D: 19.68 in
H: 29.53 in



LALUCE SO ETJ1100K

L: 43.31 in
D: 19.68 in
H: 29.53 in



LALUCE SO ETJ2400

L: 94.1 in
D: 19.68 in
H: 29.53 in



LALUCE SO DLP2400

L: 94.1 in
D: 19.68 in
H: 45.67 in



RARUM

Design | Koray Malhan

Rarum embodies aesthetic beauty as a storage cabinet, with a central exhibition space between upper and lower covered shelves.





Rarum offers 2 options with 4 different wood colors and anthracite metal carriers. Height adjustable feet, with upper and lower drawers.





RARUM MKM S2 1C1K

L: 68.58 in

D: 17.72 in

H: 47.01 in



RARUM MKM S2 1C1R

L: 68.58 in

D: 17.72 in

H: 34.05 in





wall & tv systems

KARNAVAL

Design | Faruk Malhan

A modular solution for those who do not give up design for living and working spaces.

Apart from being a TV unit, Karnaval offers practical solutions to living spaces with a modular, smart structure.





Karnaval, Offers variations of shelving options, drawers and compartments.
A stylish addition to any space.





KARNAVAL S3 G1792H0U
 L: 70.55 in
 D: 17.72 in
 H: 18.51 in



KARNAVAL S3 G2240H0KK
 L: 88.19 in
 D: 17.72 in
 H: 18.51 in



KARNAVAL S3 G3136H0KK
 L: 123.46 in
 D: 17.72 in
 H: 18.51 in



KARNAVAL S3 G3136H4
 L: 123.46 in
 D: 17.72 in
 H: 79.92 in




KARNAVAL S3 G1344H3
 L: 52.91 in
 D: 17.72 in
 H: 64.57 in




KARNAVAL S3 G1792H3
 L: 70.55 in
 D: 17.72 in
 H: 64.57 in




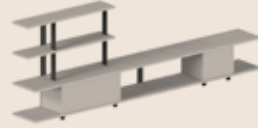
KARNAVAL S3 G2240H3
 L: 88.19 in
 D: 17.72 in
 H: 64.57 in



KARNAVAL S3 G3584H3
 L: 141.11 in
 D: 17.72 in
 H: 64.57 in



KARNAVAL S3 G3136H2L / G3136H2R
L: 123.46 in
D: 17.72 in
H: 49.21 in



KARNAVAL S3 G3584H2L / G3584H2R
L: 141.11 in
D: 17.72 in
H: 49.21 in

LUNA

Design | Andreas Krob

A new perspective on functional design in wall systems.
Unpack the packages, follow the instructions and install Luna.
No screws, no pliers, just two people to build the bookcase.





Place the shelves between the steel hoops and they will secure themselves. It's as simple as that. Luna, which has an aesthetic appearance with its balanced stance, provides functional use with its extendable shelf system. It can be used as a television stand, bookcase or divider shelf unit.





LUNA SO H1L4
L: 70.86 in
D: 21.22 in
H: 21.38 in



LUNA SO H2L6
L: 94.49 in
D: 21.22 in
H: 36.54 in



LUNA SO H3L2 / H3L3
L: 47.24 / 59.05 in
D: 21.22 in
H: 51.69 in



LUNA SO H3L4
L: 70.86 in
D: 21.22 in
H: 51.69 in



LUNA SO H4L3
L: 59.05 in
D: 21.22 in
H: 66.85 in



LUNA SO H4L4
L: 70.86 in
D: 21.22 in
H: 66.85 in



LUNA SO H4L6
L: 94.49 in
D: 21.22 in
H: 66.85 in




LUNA SO TMD2
L: 94.49 in
D: 21.22 in
H: 36.54 in



LUNA SO TMD4
L: 94.49 in
D: 21.22 in
H: 51.69 in





Dividing panels

MEGARON

Design | Studio Kairos

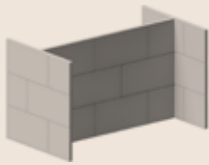
Megaron is a dividing panel system that defines open workspace and helps create smaller hubs within a floorplan this series offers professionals the possibility to organize different panel heights, color and texture composition and layouts according to their preferences.



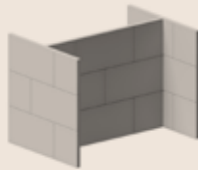


Galvanized steel sheets are bent in ideal geometry to form the Skelton of the panel and then fabric covered. The system is best created in an L, T or Cross shape to allow for better composition. IT comes in 3 heights and only 90 degrees.






MEGARON PANEL SO H3H01
 L: 82.68 in
 D: 47.24 in
 H: 48.23 in



MEGARON PANEL SO H3H04
 L: 66.93 in
 D: 47.24 in
 H: 48.23 in



MEGARON PANEL SO H3L01
 L: 64.96 in
 D: 64.96 in
 H: 48.23 in



MEGARON PANEL SO H3L04
 L: 64.96 in
 D: 33.46 in
 H: 48.23 in



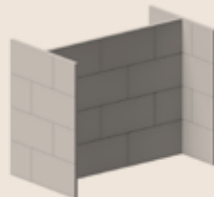
MEGARON PANEL SO H3U01
 L: 82.68 in
 D: 33.46 in
 H: 48.23 in



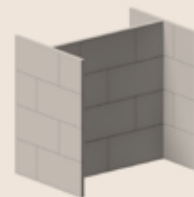
MEGARON SO H3_D16
 L: 14.17 in
 D: 62.99 in
 H: 48.62 in



MEGARON SO H3_D20
 L: 14.17 in
 D: 78.74 in
 H: 48.62 in



MEGARON PANEL SO H4H01
 L: 82.68 in
 D: 47.24 in
 H: 63.98 in



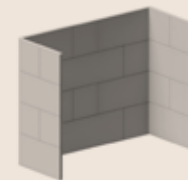
MEGARON PANEL SO H4H04
 L: 66.93 in
 D: 47.24 in
 H: 63.98 in



MEGARON PANEL SO H4L01
 L: 64.96 in
 D: 64.96 in
 H: 63.98 in



MEGARON PANEL SO H4L04
 L: 64.96 in
 D: 33.46 in
 H: 63.98 in

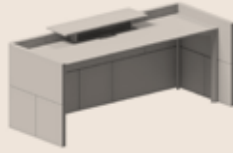


MEGARON PANEL SO H4U01
 L: 82.68 in
 D: 33.46 in
 H: 63.98 in



MEGARON SO H2U170B

L: 66.93 in
D: 31.49 in
H: 33.46 in



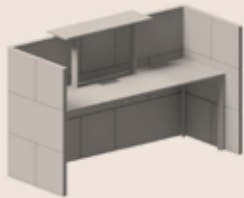
MEGARON SO H2U210B

L: 82.68 in
D: 31.49 in
H: 33.46 in



MEGARON SO H3U170B

L: 66.93 in
D: 31.49 in
H: 49.53 in



MEGARON SO H3U210B

L: 82.68 in
D: 31.49 in
H: 49.53 in

MUDITA

Design | Faruk Malhan & Koray Malhan

Mudita is designed as a lightweight versatile and economical divider panel system, that can turn from shelving to desking or lounging spaces.





Mudita panels come in 4 heights with a large Variety of fabric options that can be used as tack-able surfaces as well.





MUDITA SO WSA2_H140

L: 163.19 in
D: 81.06 in
H: 55.12 in



MUDITA SO WSA3_H140

L: 244.25 in
D: 80.91 in
H: 55.12 in



MUDITA SO WSA2_H140 OTR

L: 186.81 in
D: 80.91 in
H: 55.12 in




MUDITA SO WSA5_H140 OTR

L: 262.99 in
D: 139.53 in
H: 55.12 in



MUDITA SO WSA6_H140

L: 284.49 in
D: 139.53 in
H: 55.12 in



MUDITA SO WSB2_H110

L: 14.17 in
D: 62.99 in
H: 48.62 in



MUDITA SO WSB3_H110

L: 187.64 in
D: 27.36 in
H: 43.31 in



MUDITA SO WSC1_H110

L: 65.55 in
D: 24.68 in
H: 43.31 in



MUDITA SO WSC8_H110

L: 228.89 in
D: 128.98 in
H: 43.31 in




MUDITA SO WSD2_H140

L: 129.17 in
D: 49.01 in
H: 55.12 in



MUDITA SO WSH2_H140

L: 113.43 in
D: 26.65 in
H: 55.12 in



MUDITA SO KTC_CRM

L: 107.63 in
D: 88.97 in
H: 82.68 in




MUDITA SO CCL_H140

L: 96.61 in
D: 72.99 in
H: 55.12 in




MUDITA SO DM1_H140

L: 82.68 in
D: 31.49 in
H: 66.54 in



MUDITA SO RS1_H140

L: 208.15 in
D: 65.47 in
H: 55.12 in



MUDITA SO RS2_H140

L: 153.15 in
D: 65.47 in
H: 55.12 in



MUDITA SO WL3L_H110

L: 136.18 in
D: 57.99 in
H: 43.31 in



MUDITA SO SW1_H140

L: 100.55 in
D: 126.97 in
H: 55.12 in



MUDITA SO WL1_H110

L: 33.11 in
D: 33.11 in
H: 43.31 in



MUDITA SO WL2_H110

L: 65.55 in
D: 41.49 in
H: 43.31 in

OBLIVION

Design | Koray Malhan

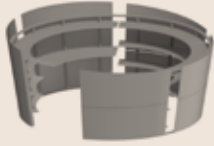
Oblivion is a structural piece that offers an alternative solution for creating a space within a space. the conical shape and aesthetic structure allow for a huge visual appeal.






An aluminum frame with epoxy paint surrounded by fabric covered plywood panels, laminate or veneer shelves, desktop or a fabric covered seat and back. This versatile design can be a working, living or meeting element within a space. Oblivion does not need any additional bolting to support it .





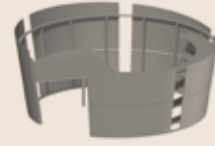
OBLIVION SO H130_WORKING

L: 152.36 in
D: 152.36 in
H: 62.99 in
Ø: 135.24-152.36 in



OBLIVION SO H130_LIVING

L: 152.36 in
D: 152.36 in
H: 62.99 in
Ø: 135.24-152.36 in



OBLIVION SO H130_MEETING

L: 152.36 in
D: 152.36 in
H: 62.99 in
Ø: 135.24-152.36 in



TEAMWALL

Design | Koray Malhan

Teamwall facilitates presentation and meeting organizations in office environments. The wheeled design allows for easy movement around the space.



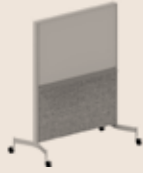


Available with shelves, whiteboard panels and UK/Europe compatible socket panels. It has epoxy coated metal frame, laminate over chipboard in shelf panel type, fabric covered bottom and back panel over chipboard in writing board panel type, laminate over chipboard front panel in writing board and socket panel type. It has a wheeled foot structure.





TEAMWALL SO TWS
L: 54.09 in
D: 24.41 in
H: 63.89 in



TEAMWALL SO TWB
L: 54.09 in
D: 24.41 in
H: 63.89 in



TEAMWALL SO
TWT_MEU /TEAMWALL SO
TWT_MUK
L: 54.09 in
D: 24.41 in
H: 63.89 in



GRAPHIC DESIGN

Beril Taşođlu

RENDER

Berat Ölmez/Berke Göbölük/Nevzat Topbaş

PHOTOGRAPHY

Ayça Kobanbay/Cemal Emden/Gürkan Akay/Onur Kolkır/Saner Şen/Korhan Karaoysal

Thomas Mayer/Marlene Delcambre/Mark Cocksedge/Kelvin Cuff/Rafael Gamo

MARCH 2023
The products are design registered and all rights belong to Koleksiyon®.
No document in this brochure may be reproduced without the written permission of the company.



For more information
www.koleksiyon.us

